

# mobile app PART 5

Nowadays it is very difficult to live without a tool like a mobile phone. Sometime ago we decided to exist also in mobile phone space.



**Step  
by Step  
GUIDE**

# Start to estimate

Create your first estimate with the following step by step guide.

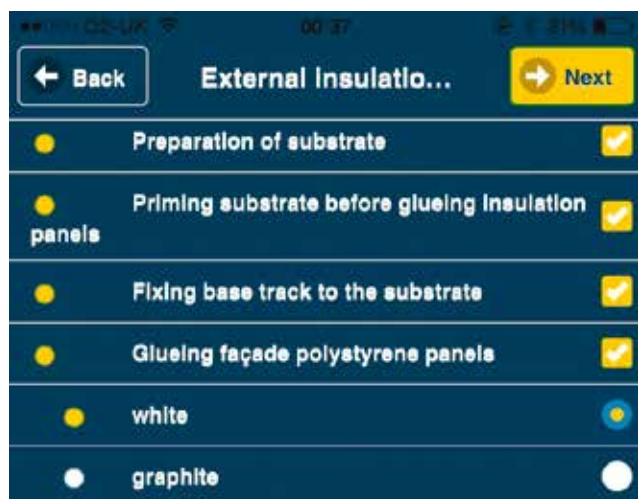
To start creating your document, CHOOSE icon **ESTIMATE IT YOURSELF**.



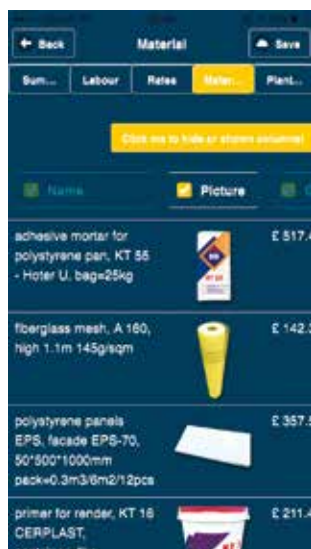
On screen you will see four cards each representing different version of IBB Estimator. Select one equivalent to the account that you hold. For example select **FREE REGISTERED** and on screen there will pop out the comparison table of all Estimator versions.

Press button **NEXT** to continue.

In **step 1** choose Estimate. Our guide will be base on External insulation render system AVAL



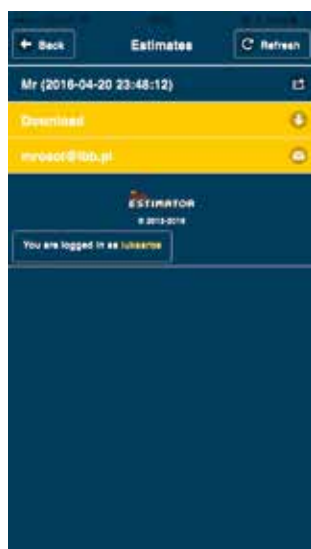
In **step 2** select all options relevant to your requirements. Press **NEXT** to continue



In **step 3** input the measurements. You are also able to set the discount level for your calculations for materials purchases in IBB Polish Building Wholesale for either client or builder. Press **NEXT** to continue

On screen you will receive the estimation summary. You can filter data by selecting icons **LABOUR, RATES, MATERIALS, PLANT&TOOLS**.

Moreover you are able to hide/show data like workload, net, overheads or profit. When you select the particular position by clicking twice on it, you will get the estimate detail.



Click button **SAVE** to fill your estimation details. When all completed press **NEXT** to **DOWNLOAD** or **POST** your estimation. Moreover you can now select the relevant sections that you would like to include in your final document. Click **NEXT**.

If you are logged in you will be able to archive your estimates and use **Download** or **Post** option again.